



BON CHARGE


RED LIGHT CAP™



Indications For Use

The BON CHARGE Red Light Cap™ is designed to deliver red LED light to capillary hair follicles to stimulate hair growth and promote thicker, healthier-looking hair. With easy and convenient home use, this cap stimulates the scalp and encourages natural hair follicle activity to promote hair growth in men and women. The Red Light Cap is suitable for skin types I-IV on the Fitzpatrick Skin Types Scale (See Figure 1).

FIGURE 1: FITZPATRICK SKIN TYPES SCALE



Device Description

The BON CHARGE Red Light Cap is an over-the-counter (OTC), user-friendly device designed for at-home use to help stimulate capillary hair growth in both men and women. It delivers red light (650nm) from LEDs across the entire scalp and is ideal for quick, daily 10-minute sessions to support fuller hair. Thoughtfully designed with a soft textile exterior, integrated LED circuit, removable rechargeable battery, and a simple one-button controller, this lightweight, hands-free cap is non-invasive and easy to use anywhere.

Important Safety Information

Read the instructions before use

- Keep out of reach of children
- If you have any health concerns, consult a healthcare professional before use
- Avoid shining light directly into the eyes, or looking directly at the LEDs
- Fully charge before first use
- Do not use if damaged
- Only use on clean and dry hair/scalp
- Intended for individual use. For hygiene reasons it is not recommended that the Red Light Cap is shared with other users.
- **DO NOT** use on irritated, or wounded skin or on any skin conditions

Stop using if you notice:

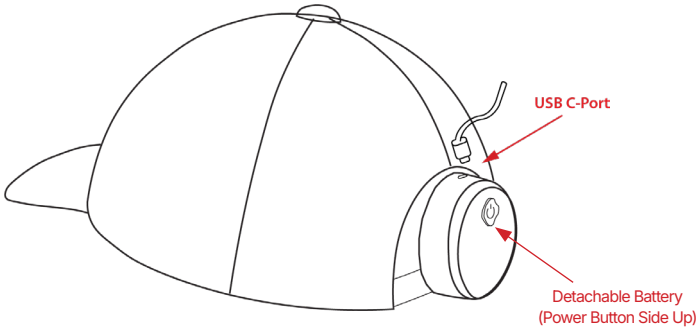
- Any form of discomfort
- The device feels too warm
- Your skin feels uncomfortably warm
- The efficacy of this device has not been clinically tested in individuals with skin type ranges from V – VI in the Fitzpatrick Skin Types Scale (see Figure 1).

- Intended for use on the human scalp ONLY
- Warranty will be null and void if not operated in accordance with the instructions

Contents

QTY	PRODUCT
1 x	BON CHARGE Red Light Cap
1 x	Rechargeable Battery
1 x	USB-C Charging Cable
1 x	User Manual

Product Features



Battery & Charging

- Use a DC 5V, 1A USB adapter or computer USB port (USB-A).
- Plug the USB-C cable into USB-C port of the battery and the USB-A end onto the power source (USB charger not provided)*.
- The LED indicator will blink slowly while charging and turn off when full.
- Always unplug the device before use - the cap will not work whilst charging.

*IMPORTANT: This device is designed for use with a standard USB charger (DC 5V/1A). Fast-charging USB adapters may damage the product. Only use the USB cable supplied with the product. If any part of the main adapter or cable is damaged, discontinue use. Contact customer support to arrange a cable replacement.

How To Use

STEP 1:	STEP 2:
Charge the Cap: Fully charge the device using the provided USB-C cable. Make sure the battery is attached (power button side up).	Prepare Your Hair: Ensure your hair and scalp are clean and dry.
STEP 3:	STEP 4:
Wear the Cap: Place it on your head and adjust for comfort.	Start the Session: Press the ON/OFF button on the battery to begin a 10-minute session.

STEP 5:

Relax: The cap will automatically turn off after 10 minutes. Stop anytime by pressing the ON/OFF button.

STEP 6:

Clean: Wipe with a water-based wipe or damp cloth (not while charging or powered on).

STEP 7:

Repeat: Use once daily for 2–3 months for best results.

NOTE: It is not recommended to use the device more than once a day.

Cleaning & Storage

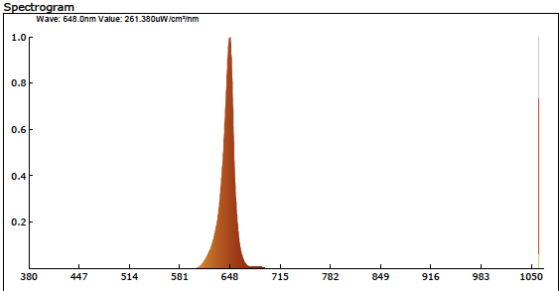
- Store at room temperature in a dry, dust-free place
- Avoid direct sunlight and damp conditions
- Maximize battery life by fully charging and discharging during regular use
- Spot clean ONLY while switched OFF – use a damp cloth, no chemicals
- DO NOT hand wash
- DO NOT machine wash
- DO NOT spot clean while charging
- DO NOT use any electronic appliances to clean any surface of the device
- Handle with care - the device has a 2-year lifespan with normal use

Travelling

- Ensure the USB charger uses DC 5V, 1A
- Ensure to use the USB connector provided (USB-C to USB-A)
- Check with your airline to confirm the cap can be carried or used on board.

Parameters

LED Wavelength	650 ± 5 nm (Red)
Optical Power Density	20 ± 5 mW/cm ²
Number of LEDs	120 Red LEDs
Max Optical Radiation	26,500 mW/(sr.m ² .nm)**
Operating Temperature	10°C to 40°C (50°F to 104°F)
Storage Temperature	-5°C to 55°C (23°F to 131°F)
Operating Humidity	10% to 90% (no condensation)
Storage Humidity	10% to 90% (no condensation)
Charging Supply	5V 1A
Charging Port	USB-C
Charging Cable	USB-C to USB-A Length- 1 Meter
Battery	3.7V, 800 mAh
Battery Type	Lithium-Polymer

Charging Time	4 hours
Full Session Time	10 minutes
Recommended Use	Once in 24 hours
Product Dimensions	295 x 195 x 135 mm
Weight	Approx. 286 g (10.08 oz)
Spectral Irradiance	

NOTE: ** Unit sr= Steradian

Warnings

DO NOT

- Let children play with, recharge or clean the device
- Shine LEDs directly into eyes as this may cause temporary loss of eyesight
- Use on ANY open wounds as this may result in the worsening of symptoms
- Use it on rosacea (redness), open sores, or cancerous lesions
- Use on moles, warts, or on ANY skin condition
- Use on painful areas
- Machine wash or submerge the cap in water as this will damage the device

- Use or store near hot or wet surfaces
- Use or store in extreme heat or cold conditions
- Use if the device or cable is damaged
- Use if the device is overheating and turn it off immediately
- Use if your skin feels uncomfortably warm
- Drop, modify, open, or insert any objects into any openings of the device
- Sit on, lie on, or step on the device as this will break the device
- Use with unapproved accessories
- Use any solvents or abrasive cleaners
- Use in any way other than what is specified in this manual
- Use the device with any USB-C to USB-A cable other than the one provided

DO

- Keep out of reach of children
- Use only on clean, dry hair and scalp
- Store away from direct sunlight and extreme temperatures
- Keep away from direct sunlight

NOTE: Any attempt to modify the device will void warranty as the device contains no serviceable parts. This device contains batteries that are non-replaceable. In case of malfunction or damage, contact customer support.

Contraindications

DO NOT use the device if:

- You are 18 years old or younger
- You are pregnant, planning on becoming pregnant, or breastfeeding
- You have cancer or are undergoing cancer treatment
- You have light-sensitive conditions, seizures, epilepsy, or light-induced headaches.

- You are allergic to non-latex rubber, plastics, fabrics, or metals
- You are taking medications (e.g. tetracyclines) that increase or cause light sensitivity
- You have conditions like phlebitis (inflammation of veins), thrombophlebitis (blood clots resulting in inflammation of veins), or varicose veins
- You recently had surgery or other surgical procedures unless otherwise instructed by your healthcare professional
- You have a fever, acute inflammation, a severe circulatory disorder, anesthetized, or desensitized areas

Note: Always consult your healthcare professional before use if you are undergoing treatment for any acute or chronic condition, or unsure about your health or medications.

Light Sensitivity Test

Before your first use, we recommend you do a light sensitivity test to check for any potential issues:

- Place the cap on your inner forearm
- Turn it on for a 10-minute session
- If it feels hot or uncomfortable, stop immediately
- After the session, remove the cap and wait 24 hours
- If redness or irritation occurs, DO NOT use the device
- Consult your healthcare professional

Adverse Reactions

Temporary side effects

- Immediately after use, the skin may appear red and should return to normal within 1-2 hours.

Temporary mild headaches might occur immediately following use. If required, this can be treated with an appropriate OTC pain killer and rehydration.

Rare side effects

Stop use and consult a healthcare professional if you experience any of the following:

- Discomfort, skin discoloration, skin irritation or other skin concerns
- Hypotension, nausea, dizziness or light-headedness
- Bruising or contact burns

IMPORTANT: If you experience any persistent discomfort during or after use, stop using the device and consult your healthcare professional.

Troubleshooting

If issues persist, contact us at hello@boncharge.com. Do not attempt to repair or modify the cap. The device has NO parts you can repair yourself.

PROBLEM	CAUSE	SOLUTION
The device doesn't switch on	The device is not fully charged, because the charging cable was not properly inserted into the power outlet or power outlet not working.	Insert the charging cable properly into the power outlet or try a different power outlet.
	The device is not fully charged, because the charging cable was not properly inserted into the device.	Insert the charging cable properly into the device and charge the device
	The detachable battery is not attached properly or is attached upside down.	Detach the battery from the cap and re-attach it in the upright position with the power button side up (BON CHARGE logo facing up).
	The on/off button has not been pushed one full second.	Push the on/off button for 1 second straight.
The device switches off unexpectedly.	The battery level is too low.	Recharge the device.

Disposal

The cap contains a lithium-ion battery. Do not throw it in household waste. Recycle according to local regulations to protect the environment.

Warranty

- 1-year limited warranty from the date of purchase
- Covers defects due to faulty materials and workmanship under normal use
- Proof of purchase required
- Warranty void if:
 - Damage from accidents, misuse, or improper handling
 - Modifications or opening the device
 - Use with non-approved accessories

For more information on warranty and returns, please visit our website or contact Customer Support at hello@boncharge.com. Do not return to the address on the original packaging.

Safety

- This product has been tested in accordance with the general electrical safety standards applicable to consumer electronics.

Labels & Symbols

SYMBOLS	DESCRIPTION	SYMBOLS	DESCRIPTION
	Store away from sunlight		Manufacturer
	Meets safety and performance standards for sale in Europe		Complies with FCC limits for electromagnetic emissions
	Do not stare at light source		Consult instructions for use
	Manufacture date		Recycle cardboard
	Safe use between 10°C – 40°C		Safe use between 10% – 90% humidity
	Keep Dry		Product distributor
	Do not dispose in household waste. Separate collection for electrical and electronic equipment.		RoHS directive 2011/65/ EU - Restriction of the use of certain hazardous substances in electrical
	UK Conformity Assessed as per UK Directives on health, safety and environmental protection		Lithium-Polymer battery is part of the device
	USB Connector		Unique Device Identifier
	Complies with Australian and New Zealand electrical safety and electromagnetic compatibility standards		EU Representative
	Safe for use when not connected to mains voltage		

Disclaimer

This product is not intended to diagnose, cure or prevent any disease. BON CHARGE makes no claims, representations or warranties regarding the ability of this product to cure any physical ailments. A qualified Healthcare Professional should be consulted with regard to any condition requiring medical attention.

Customer Support

For questions or tips on troubleshooting, care tips, warranties or returns, please contact our support team at hello@boncharge.com.



Light Tree Ventures Europe B.V.
Laan Van Ypenburg 108, 2497 GC,
The Hague, The Netherlands



BLUBLOX PTY LTD
2/40 King Edward Road,
Osborne Park WA 6017, Australia

Contact: hello@boncharge.com

Website: www.boncharge.com